









Least Common Multiple Puzzle

Directions : Cut out the squares. Complete the puzzle by matching the question side of one square to the side of another square with the correct answer. If a square has a blank side, that side does not have a match. Ignore the letters in the center of the squares for now. Eventually, your teacher will show you how to read the secret message.

<p>18</p> <p>S</p> <p>18</p> <p>45</p>	<p>24</p> <p>LCM of 5 & 11</p> <p>D!</p> <p>LCM of 18 & 2</p>	<p>LCM of 20 & 25</p> <p>U</p> <p>LCM of 9 & 4</p> <p>LCM of 10 & 8</p>	<p>10</p> <p>U</p> <p>20</p> <p>36</p>
<p>LCM of 9 & 12</p> <p>36</p> <p>R</p> <p>35</p> <p>28</p>	<p>LCM of 10 & 4</p>  <p>LCM of 10 & 12</p>	<p>LCM of 9 & 5</p> <p>A</p> <p>60</p> <p>12</p>	<p>40</p> <p>LCM of 5 & 12</p> <p>R</p> <p>LCM of 15 & 10</p> <p>LCM of 15 & 25</p>
<p>LCM of 7 & 5</p> <p>60</p> <p>E</p> <p>LCM of 5 & 6</p>	<p>LCM of 7 & 4</p> <p>30</p> <p>E</p> <p>42</p> <p>LCM of 7 & 10</p>	<p>75</p> <p>O</p> <p>LCM of 20 & 5</p> <p>LCM of 10 & 6</p>	<p>LCM of 6 & 14</p> <p>20</p> <p>O</p> <p>55</p>
<p>LCM of 8 & 6</p> <p>Y</p> <p>LCM of 6 & 9</p>	<p>LCM of 4 & 6</p> <p>G</p> <p>30</p>	<p>30</p> <p>70</p> <p>LCM of 8 & 12</p>	<p>24</p> <p>O</p> <p>100</p> <p>LCM of 10 & 5</p>

Least Common Multiple Puzzle

Directions for Checking : Start in the top, left corner, and read from left to right, moving down each row. The message reads "You sure are good!"

 LCM of 6 & 9 18	LCM of 8 & 6 24  LCM of 10 & 5 10 100	 36 20 LCM of 10 & 4  LCM of 10 & 12
18  45 LCM of 20 & 25 LCM of 18 & 2 18  LCM of 9 & 4 36 LCM of 10 & 8 40	 28 35 LCM of 7 & 5  LCM of 5 & 6 60	
LCM of 9 & 5  12 60 LCM of 5 & 12  LCM of 15 & 25 40 LCM of 15 & 10 30 LCM of 7 & 10  42 70 LCM of 8 & 12 30		
LCM of 4 & 6  30 LCM of 10 & 6  LCM of 20 & 5 20 LCM of 6 & 14  55 LCM of 5 & 11  24		

Name _____

Least Common Multiple Puzzle

Directions : Place your squares in the grid. Once you are sure they have been placed correctly, glue or tape them in place.
