

The SQ3R Strategy





Created by: Shannon Moyer ♡ The Teaching Reef

About this Resource

These resources were created to help teachers implement the strategy SQ3R with their students. SQ3R stands for survey, question, read, recite, and review. This strategy will help not only your English Language Learners but all students in your classroom. I have included a strategy outline chart that helps define each part of the strategy as well as assign visuals and how you can implement each section of the SQ3R. In addition you will find a color and gray scale teaching poster with visuals for your classroom display. Also since this is a strategy that your students will be using while they are reading text, I have made a few different brochure style foldables that outline each section of the SQ3R. There is nonfiction (NF) as well as a fiction (F) foldable you can choose from. Then within the different genres there are also two styles of brochures. One allows for pictures and words while the other allows for only words to be used when responding. I hope you find this resource useful for you as well as your students!

SQ3R Strategy Outline

Letter	Word	Picture	Meaning	What to do...
S	Survey		Get an idea of what the text is about! Look it over before you read.	Look for... <ul style="list-style-type: none">• Titles• Photographs• illustrations• Introduction and conclusion• Bold or italicized print• Questions from the author• First and last sentences in paragraphs• Footnotes
Q	Question		Asking questions helps your mind read with a reason in mind.	What to make into a question... <ul style="list-style-type: none">• The title• The headings• The subheadings• The captions• Bold/highlighted words Ask questions when... <ul style="list-style-type: none">• You look over the text.• When you find unfamiliar words.• Before, during, and after reading!

R

Read




Reading carefully helps your mind learn and find new information.

Read...

- Each part of the text to answer your questions.
- And stop after each part! Ask- What do I need to KNOW?
- To find and underline your text evidence.
 - Important details
 - Supporting details

R

Recite




Reciting means to say or write the important information.

Get thinking!

- Without looking at the book say or write important details from the text.
- Look back – Did you include all the important information?
- If not, reread and recite the information again.

R

Review



Go back and look over your notes and the text.

Look over...

- Your notes and ask- What is the text mostly about?
- Your notes and organize with labels. Use pictures and/or words.
- Your notes and share with a buddy. Do you need to add any information?
- Fill out a graphic organizer to show what you have learned.

SQ3R

Survey



Question




Read



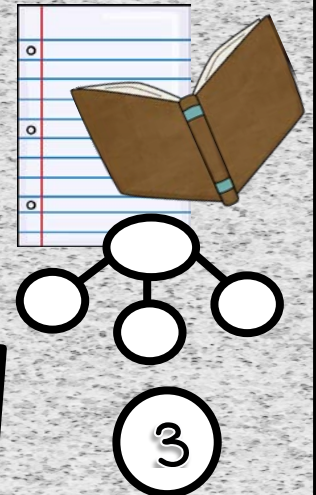
1

Recite



2

Review



3


SQ3R

Survey

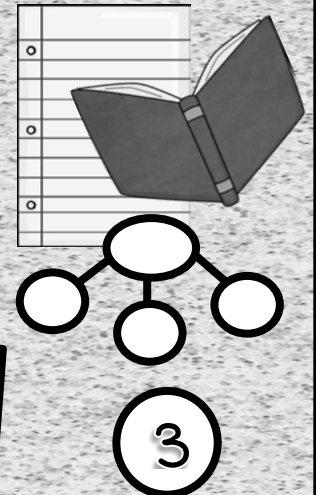

Question

Read

Review



Recite




Recite

What information have you learned from the text?



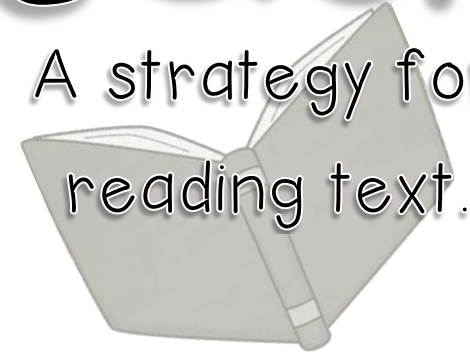
Review

What was the text mostly about? Is there any information you need to add?



SQ3R

A strategy for reading text.



Text Title


Text Author

Your Name

Survey

What do you think you know about this topic?

What do you want to learn about this topic?



Question

What questions do you have about this book?



Read

What do you need to remember or what is important?




Recite

What information have you learned from the text?



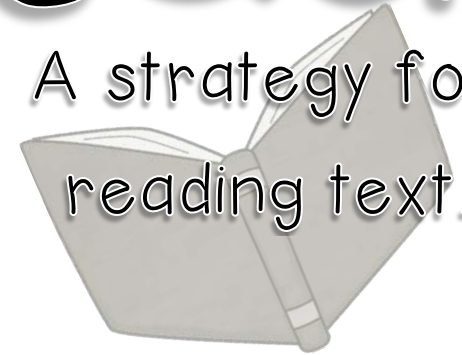
Review

What was the text mostly about? Is there any information you need to add?



SQ3R

A strategy for reading text.



Text Title


Text Author

Your Name

Survey

What do you think you know about this topic?

What do you want to learn about this topic?



Question

What questions do you have about this book?



Read

What do you need to remember or what is important?




Recite

What story events happened that are important?



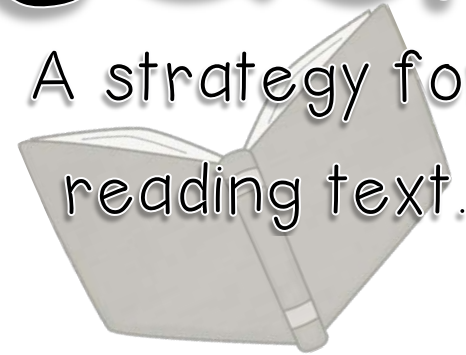
Review

What was the lesson the author taught you? Are there any details from the story that you need to add?



SQ3R

A strategy for reading text.




Text Title

Text Author

Your Name

Survey

What do you see happening to the characters in the story?



Question

What questions do you have about this story?



Read

What do you need to remember or what is important?




Recite

What story events happened that are important?



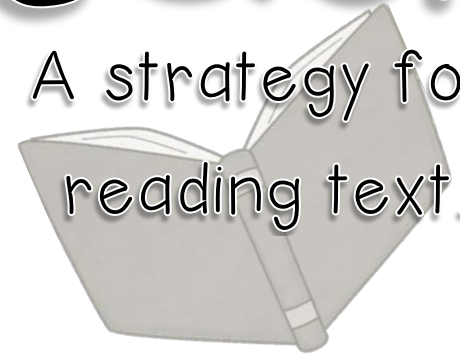
Review

What was the lesson the author taught you? Are there any details from the story that you need to add?



SQ3R

A strategy for reading text.




Text Title

Text Author

Your Name

Survey

What do you see happening to the characters in the story?



Question

What questions do you have about this story?



Read

What do you need to remember or what is important?



Copyright © 2012 The Teaching Reef
All rights reserved by Shannon Moyer and The Teaching Reef.
Permission to copy for single classroom use only.
Electronic distribution limited to single classroom use only.
Not for public display.



Thank you for downloading one of my products. I truly appreciate your business and will be happy to answer any questions or comments you have regarding this activity.

I do my very best to proofread every activity I create before I post the final product. Please be understanding if you find a mistake and let me know ASAP so that I can correct it for you and everyone else. You can e-mail me @

[http://teachingreef@gmail.com](mailto:teachingreef@gmail.com)

Remember these activities should not be posted as your own. If you are posting pictures of things your students have created using my materials, please give credit to The Teaching Reef. Also please only use them for your personal use.

For More teaching Ideas please visit my teaching blog at
www.theteachingreef.com

Giving Credit Where Credit is Due! Just click the image to check out their awesome products!

