


Wordtoons
Follow For More + Share

You  TM



click :)

Legal Stuff



Copyright© 2012 Wayne Logue All Rights Reserved

Copyright and Permissions Information

- You are allowed to print copies and pages of this book for educational purposes only.
- Please feel free to pass this Ebook to friends and family on CD, USB drive or email. But it is easier to send them to Wordtoons.com to download directly :)

School Use:

Please feel free to distribute as a file or printed/ photo copies in your class

NOT FOR SCREEN SLIDE USE: The ebook is not for public screen display. Purchase the Teachers DVD for single class use or the School Licence DVD for all teachers in your school. The DVD has videos and all Wordtoons in this ebook as step by step PPT slides.

Click here for more info on Teachers DVD


- Please request permission if you wish to:
 - Publish any Wordtoons for a commercial purpose. (a fee may be negotiated)
 - Publish any Wordtoons for an educational not for profit use.
 - To use any pages as part of a paid training, demonstration or workshop, Powerpoint/keynote slides or handouts. Please ensure Wordtoons.com copyright information is retained and material is not altered in any way.

If you have any questions please contact : wayne.logue@gmail.com

The Liberated copy of wordtoons has been streamlined for download and has all the original instructions although the practice sheets are only in the premium download and printed versions.

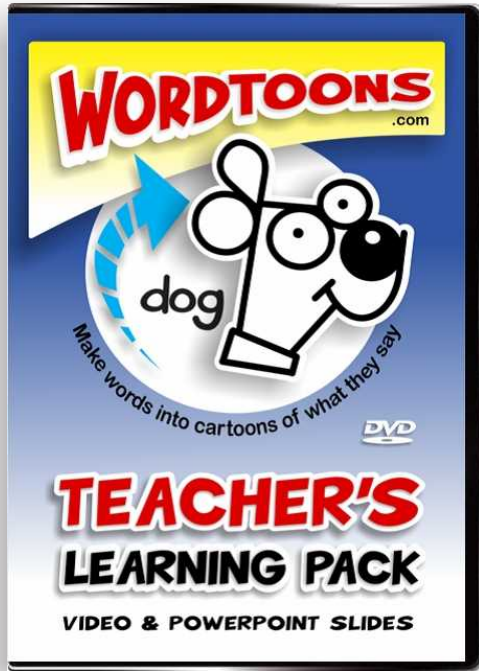
Want the real printed book?

click :)



Wordtoons– simply the best new idea in teaching in 20 years!"

Dr Rich Allen – greenlighteducation.com



TEACHERS DVD

30 VIDEOS & PPT SLIDES



PLUS PREMIUM LEARNING PACK




The Teachders DVD is a full reserouce for your classroom.

6 ebooks presenting over 70 different Wordtoons = 20

Words + the upper and lower case alphabets. All 30 Wordtoons presented in the original ebook are broken down to step by step screen slides as well as video clips to introduce each Wordtoon.

"Wordtoons are great to get kids excited about words"

Dr Danny Brassell – Dannybrassell.com




PayPal

Buy Now

Click here to buy



Single user licence



Full School Licence

For all teachers at purchasing school to use

If you require a purchase order or have any other questions please contact Wayne via : wayne.logue@gmail.com

PayPal

Buy Now

Click here to buy



Welcome to Wordtoons...pure and simple fun.

Have you ever been in trouble and grounded by your parents? Some of you may have to think back a little longer than others, I understand! I certainly remember being grounded and that is when I discovered that I could draw! Don't ask what I did wrong but I can tell you I was 7 years old. My parents grounded me saying I must go and stay in my room everyday after school for two weeks. I went to my room and picked up a coloring book.

Not wanting to be bored out of my mind, I decided I would take as long as possible drawing the picture of Mickey Mouse holding a birthday cake. About an hour later, I sat back and nearly fell out of the chair with pure shock and surprise. I couldn't believe I had drawn the picture in front of me. Suddenly carrying out the punishment with great joy, I continued to copy every picture in the book (as well as two others) during the two weeks of "punishment."

Years later, I would find myself looking for work in the field of illustration. Wordtoons came about while I was doodling and thinking up ideas for an upcoming job. Becoming side tracked, you see, is part of the creative process and you never know where it will go. I wondered if I could turn the word dog into a picture of a dog...and it worked! "Baby" was the next challenge and, again it worked, and now you have the collection of many successful experiments.

The rules for creating Wordtoons:

1. Start with a word written as plainly as possible.
2. Turn the word into a clear cartoon matching the word's meaning.
3. Simple enough that anyone who can write can copy it.

The Wordtoons are set up to guide you through, step-by-step, with space to practice. In order to be able to perform them as a trick for friends and family or as part of a presentation, the best way is to draw a particular Wordtoon over and over again. You will find both adults and children of all ages will enjoy the expedience of completion.

Have fun

Many thanks must go to the two very great and marvellous Dr Rich Allen and Duke. R Kelly for their enthusiasm, patience and support in creating this book.

Dedicated to my two
awesome boys....
Calvin and Dion...
you guys are my heros!



Wayne Logue

INDEX

dog 7

UFO 9

fish 11

baby 13

cat 15

frog 17

cop 19

girl 21

boy 23

spy 25

buy 27

doll 29

fox 31

fly 33

witch 35

ape 37

lion 39

city 41

fruit 43

Robot 45

Alien 47

b ---for bee 49

d--- for duck 50

f--- for flower 51

G--- for Gorilla 52

i ---for insect 53

j--- for jet 54

M--- for Monster 55

N--- for Nurse 56

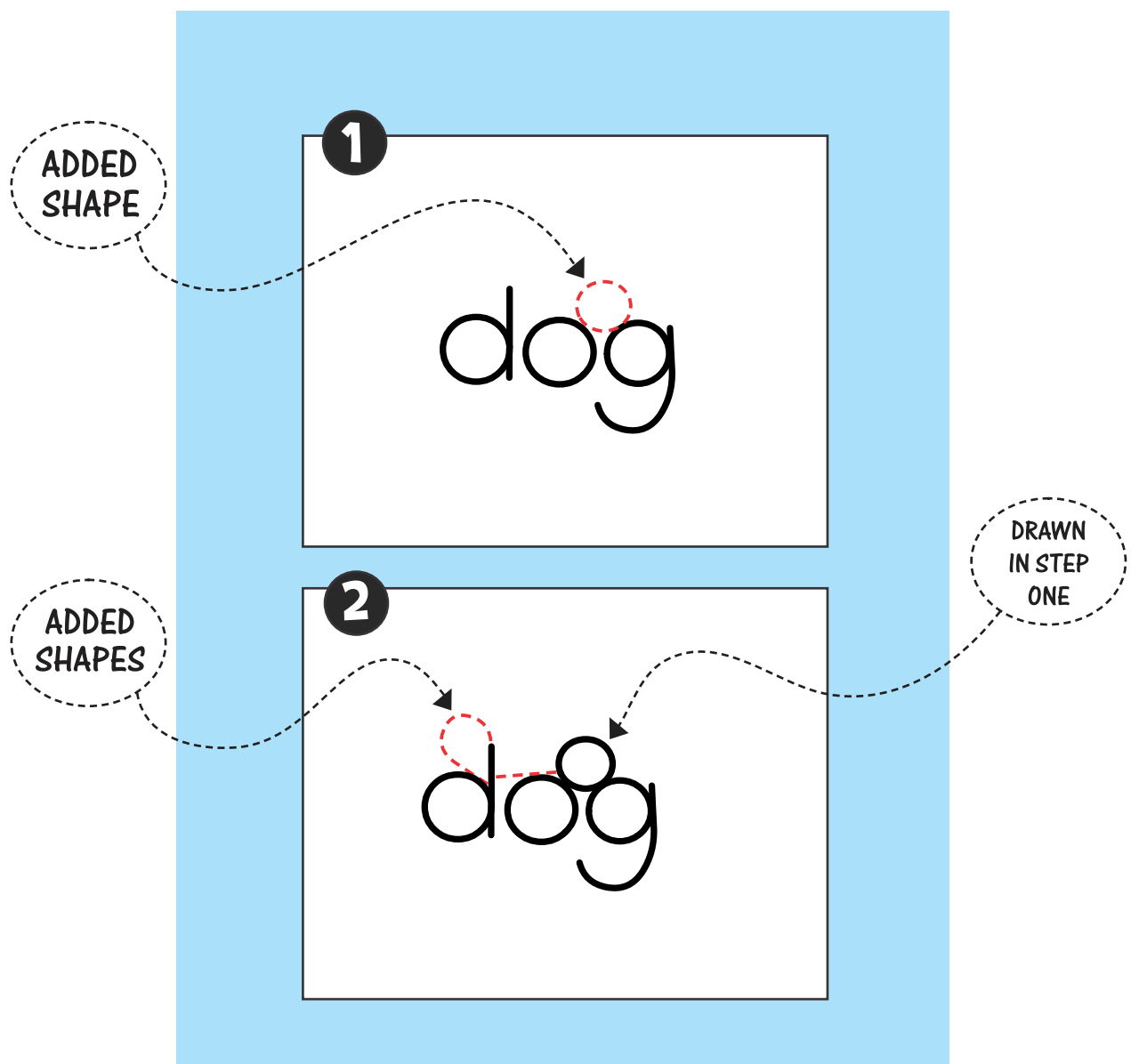
S--- for Saxophone 57


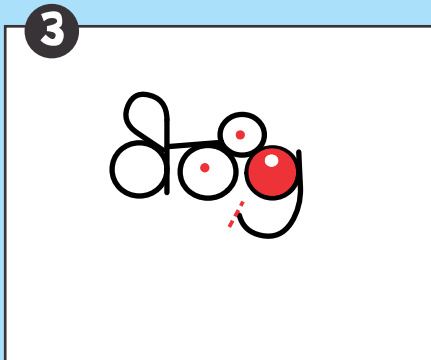
Z--- for Zebra 58

A secret Wordtoon ;) 59


FOLLOW THE VISUAL INSTRUCTIONS

IT'S IMPORTANT TO FOLLOW THE INSTRUCTIONS BECAUSE EACH WORDTOON HAS BEEN CAREFULLY DESIGNED TO MAKE IT EASY TO DRAW.








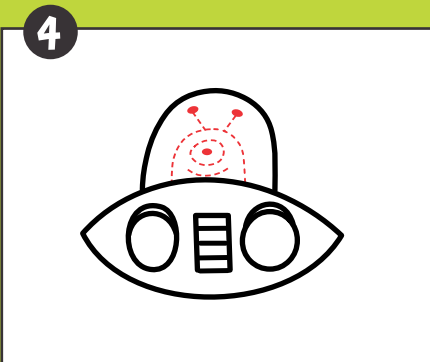
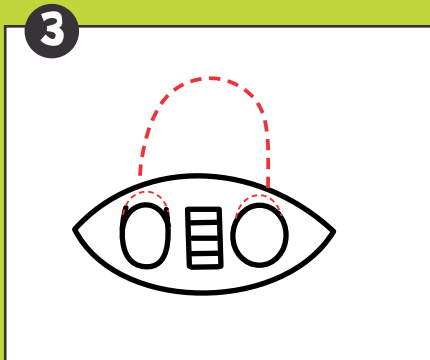
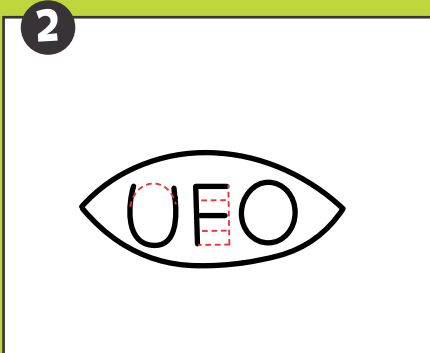


dog

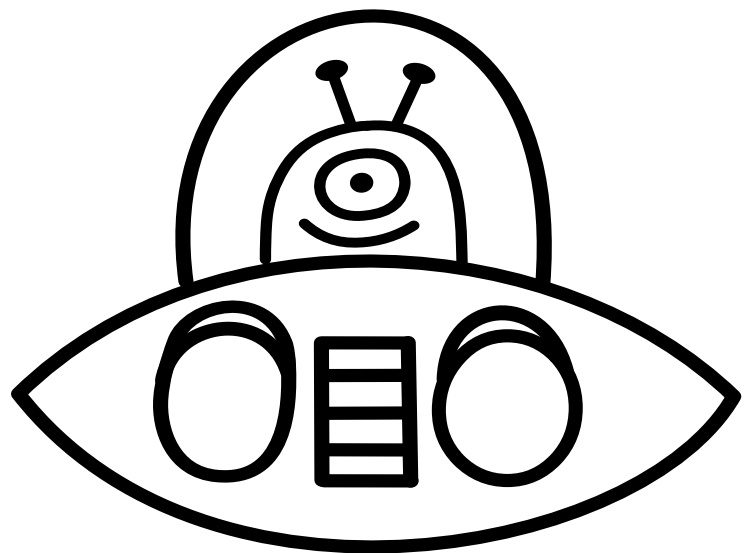



ONCE YOU GET THE IDEA,
TRY ADDING TO IT OR
INVENT YOUR OWN!
THERE ARE PLENTY
OF NEW TRICKS YOU
CAN DO WITH THIS OLD DOG





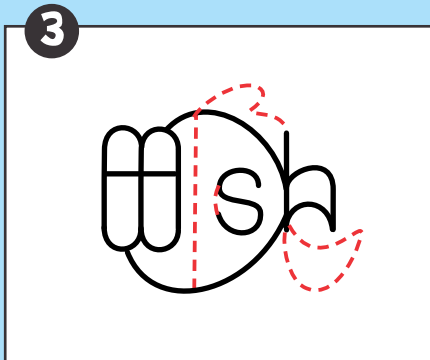

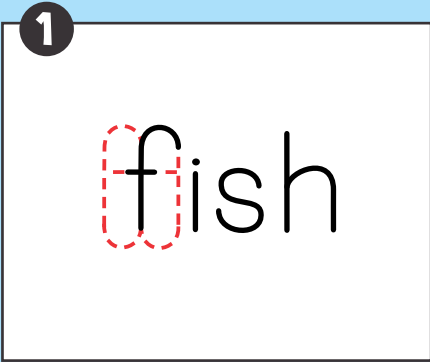


UFO




MAKE A LANDING!

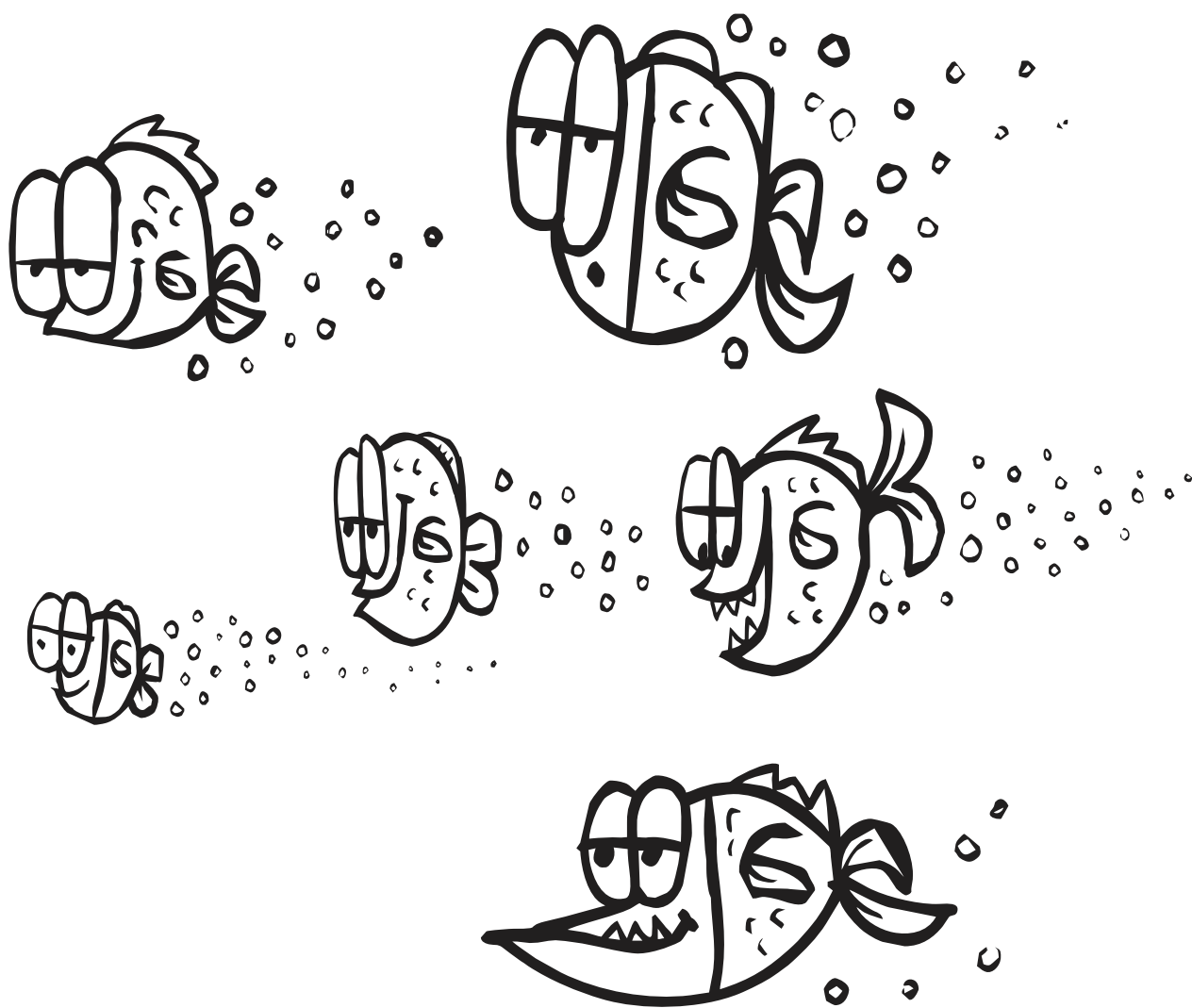



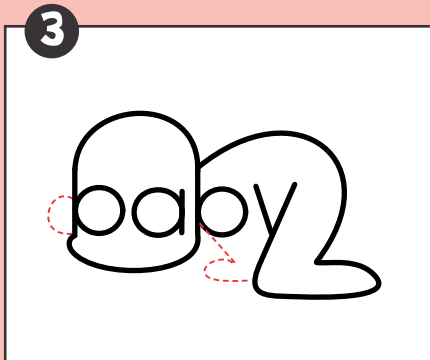



fish





**AS YOU CAN SEE, THERE ARE
PLENTY OF FISH IN THE SEA!**








baby

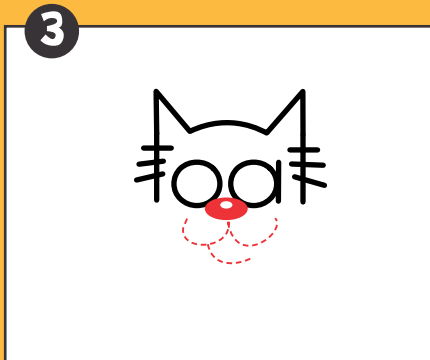



It's a girl!...




It's trouble!







cat




Cute and fluffy or...





fat and lazy!










frog



**Time flies when your
having fun
drawing frogs!**






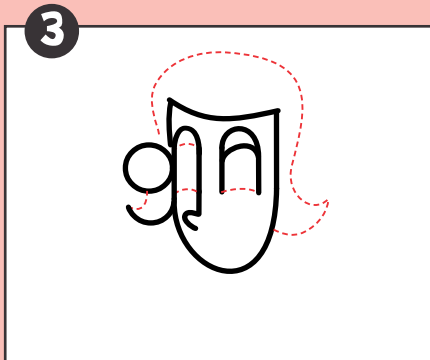
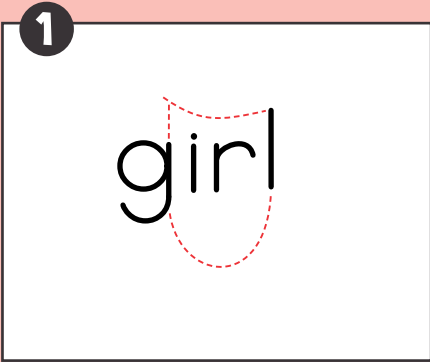
cop







♪
Bad boys, bad boys
what ya gonna do... ♪ ♪









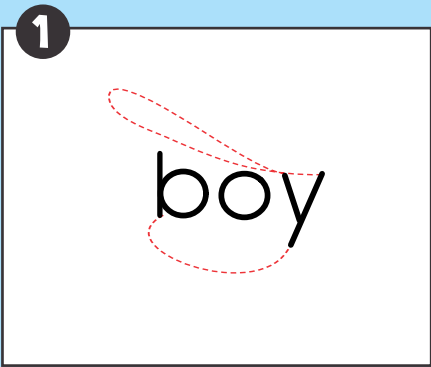
girl







**Girls
Just
Want
to have
fun!**










boy







Boys will be boys...so watch out!





Spy





**Who do you spy
with your little eye ?**




1
buy

2
buy

3
buy

4
buy





buy









Buy buy!





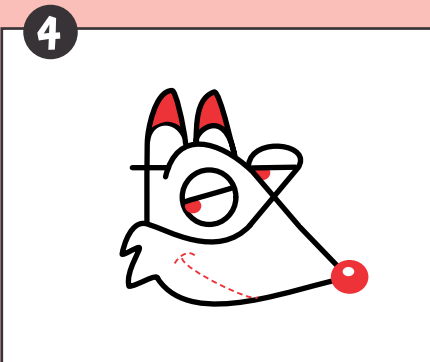
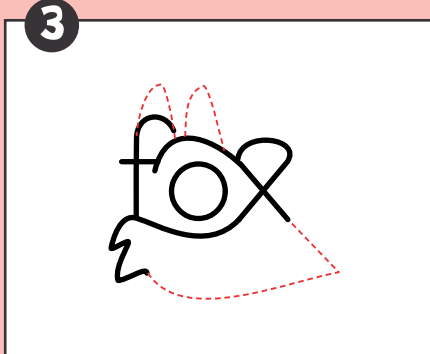


doll








Well hello dolly!









fox







**Make sure your
hen house has
locks because here
comes a sly fox!**




fly



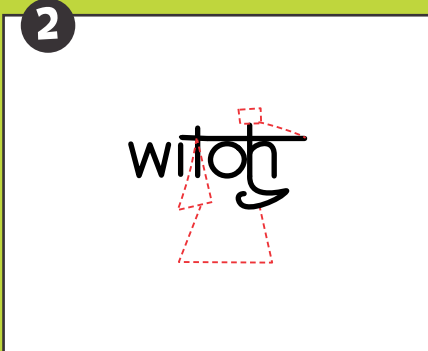




**Just watch
those flies
zip by!**







witch





**WATCH OUT FOR THIS WITCH
BECAUSE YOU CAN
NEVER TELL WHICH
SPELL SHE'LL DO!**





ape









YouTube



**Moneky see
monkey chew!**




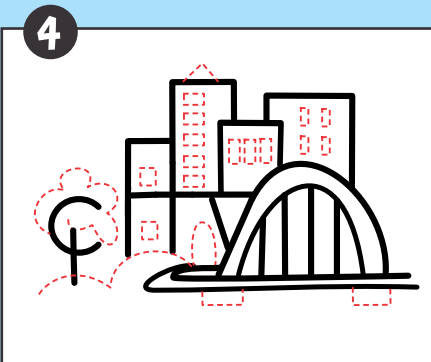
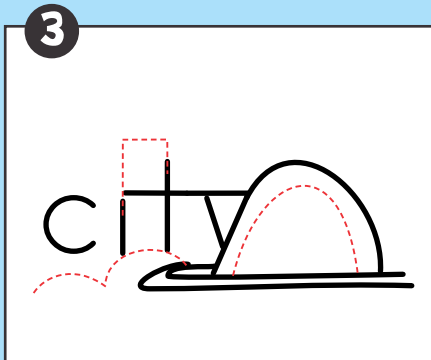
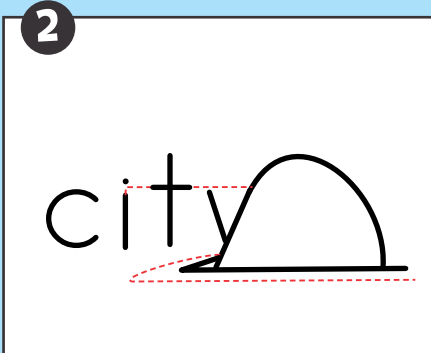
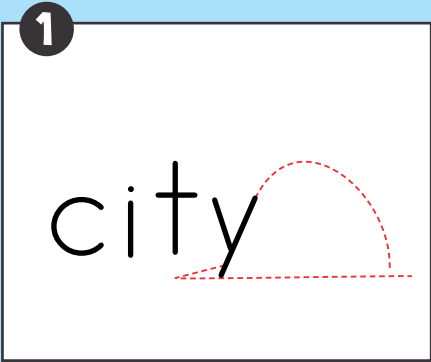
lion



He is the King of
the jungle
and lets you
know it

ROAR!




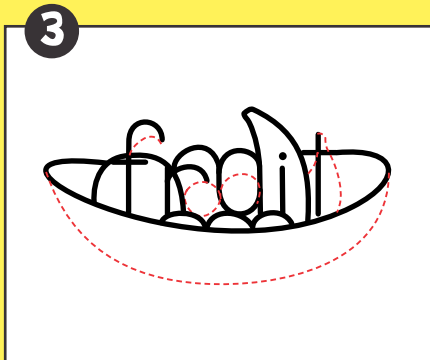
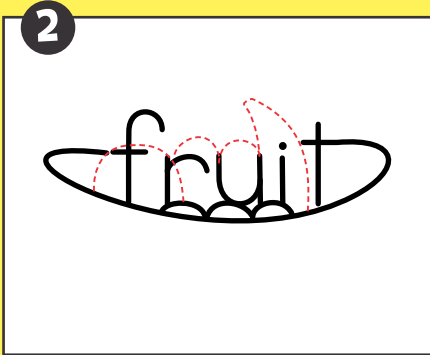
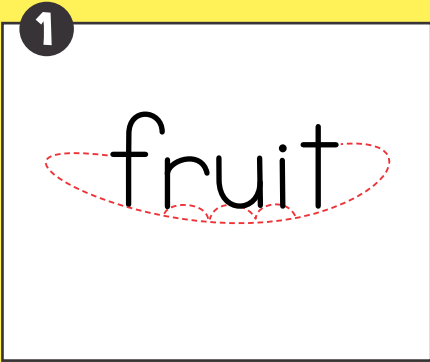


city





**Build your own busy, bustling
city...be the mayor and
make it happen!**








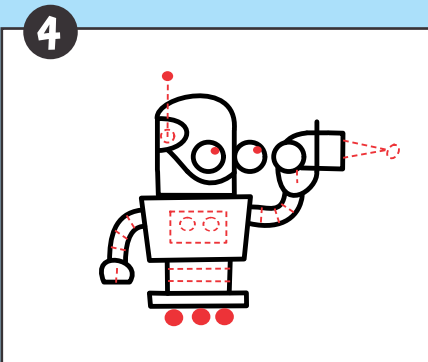
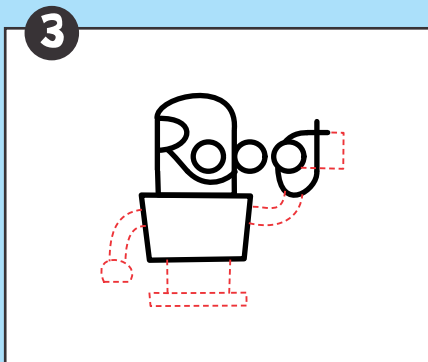
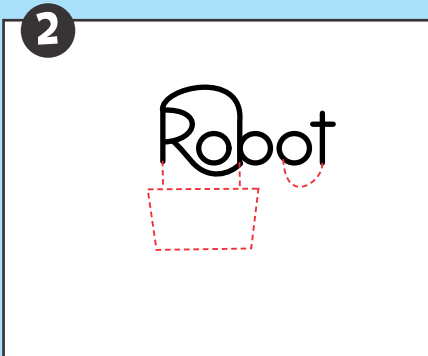

fruit



**Fruit fruit!...It can't be beat
when you need something
healthy to eat.**




Robot



Look out...

Robot on the run!





1
Alien

2
Alien


3
Alien

4
Alien

Alien



A happy little alien welcomes you to his planet

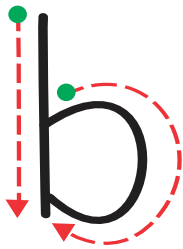


bee

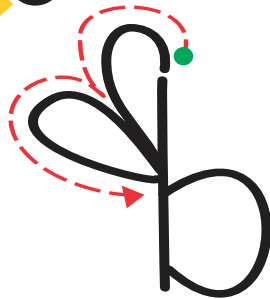
b



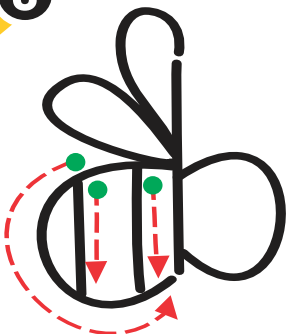
1




2



3


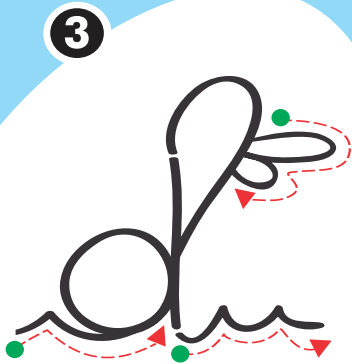

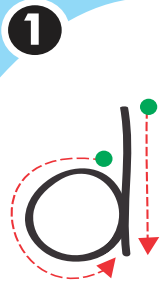



4





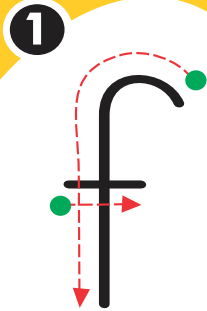
duck

d




flower

f



Gorilla

G



insect


i



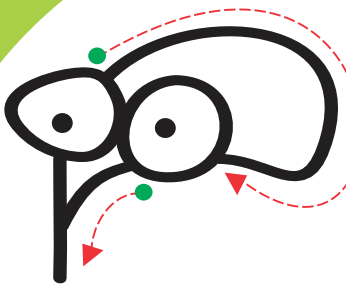
1



2



3



4



jet

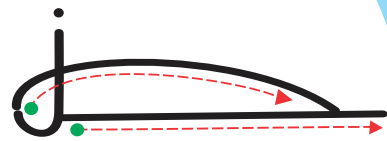
j



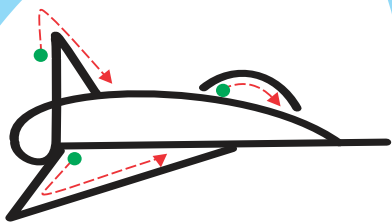
1




2



3


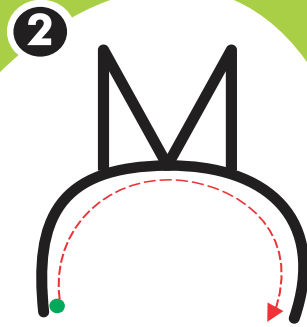



4




Monster

M

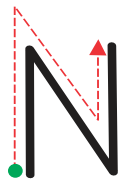


Nurse

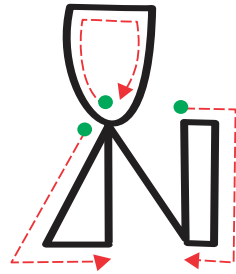
N



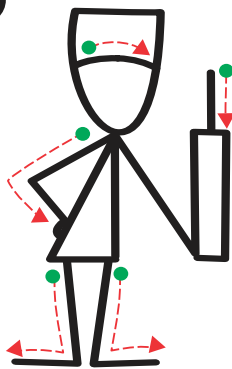
1



2



3



4

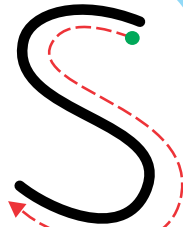


Saxophone

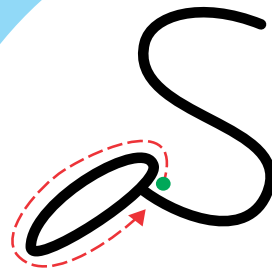
S




1




2



3



4

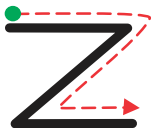


zebra


Z



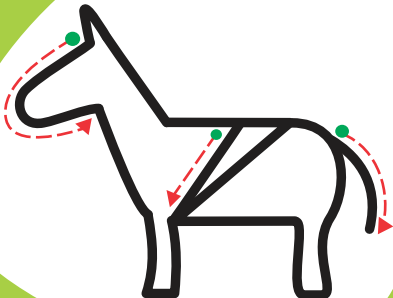
1




2



3



4





Learn the love
Wordtoon and then
be creative and
make it look like you
and your special person:)

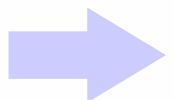
click :)

WORDTOONS

Click 'Like' to see the Love Video



What are people saying about Wordtoons?...



WHAT PEOPLE ARE SAYING ABOUT WORDTOONS

" I can FINALLY DRAW SOMETHING!!!!!! :D THANK YOU SO MUCH"

"This taught me how to draw , practically !!!"

**"My students LOVE wordtoons and"
can't wait to do more!**

**This years bunch of kids LOVE, LOVE, LOVE the
wordtoons! ...i heard, .. "This is SO cool!....This is SO fun!
This is AWESOME!....PLEASE can we do another?"**

share Wordtoons with your friends family and teachers



 **click :)**